









































































Skills and Knowledge (National Curriculum):

Key Stage 1:
Use a range of materials creatively to design and make products
Use drawing, painting and sculpture to develop and share their ideas, experiences and imagination
Develop a wide range of art and design techniques in using colour, pattern, texture, line, shape, form and space
Learn about the work of a range of artists, craft makers and designers , describing the differences and similarities between different practices and disciplines, and making links to their own work.
Key Stage 2:
Create sketch books to record their observations and use them to review and revisit ideas
Improve their mastery of art and design techniques , including drawing, painting and sculpture with a range of materials [for example, pencil, charcoal, paint, clay]
Develop knowledge about great artists, architects and designers in history

Each unit of Art and Design within the following framework provides children with the opportunity to develop skills in all of the areas relevant to their key stage so that, over the course of the year, a range of materials will have been used to explore different techniques, based on a variety of artists. Skills and knowledge are revisited and built upon each year with progression recorded in sketch books.

	Art						Design Technology					
	Drawing		Painting		Collage		Food		Construction		Graphics	
Year 1	 Joan Miro (1893-1983)	 Julie Mehretu (b.1970)	 Van Gogh (1853-1890)	 Wawiriya Burton (1920-)	 Henri Matisse (1869-1954)	 Beatriz Milhazes (1960-)	 Katy: I Can Cook	 Lorraine Pascale	 Henry Ford (1863-1947)	 Danella Bagnall	 Garima Dharwan	 Alma Thomas (1891-1978)
	Different media Line, shape, tone and space Observational drawing Imaginative drawing		Secondary colours Applying paint in different ways Observational painting of objects, people and places		Different media Sorting and grouping materials Fold, crumple, tear cut & overlap		Food vocabulary Group food Grate and cut Measure and weigh		Research vehicles Design for a purpose Fix and join		Printing objects Repeated patterns Design through computing software	
	Drawing		Printing		Sculpture		Food		Textiles		Modelling	
Year 2	 David Hockney (1937-)	 Görkem Dikel	 Orla Kiely (1963-)	 Hana Getachew	 Kate Malone (1959-)	 Ladi Kwali (1925-1984)	 Andi Oliver	 Chef Raphael	 Clare Beaton (1947-)	 Carolyn Mazloomi (1948-)	 Robert Sabuda (1965-)	 Mengyu Chen
	Line, shape, tone, space Investigate tone Different pencils Computer drawing		Mono printing with a range of materials Repeating patterns Simple printing blocks Press print Overprinting		Roll, cut, coil, knead impressions Coil and pinch pots Clay tiles		Food vocabulary Group food Cut, grate, peel, chop Measure and weigh		Colour fabrics Use templates Sewing introduction Applied decoration		Cut along lines Strengthen sheet materials Fold, tear, cut Simple pop ups	

	Art			Design Technology		
	Painting	Collage	Sculpture	Food	Construction	Graphics
Year 3	 <p>Paul Klee (1879-1940)</p>  <p>Mikeda Bizuneh</p>	 <p>M.C. Escher (1898-1972)</p>  <p>Makoto Nakamura (b.1970)</p>	 <p>Simone Leigh (1967-)</p>  <p>Henry Moore (1898-1986)</p>	 <p>Jamie Oliver (1975-)</p>  <p>Nadiya Hussain</p>	 <p>Eileen Gray (1878-1976)</p>  <p>Stephen Burks</p>	 <p>Jonathan Ive (1967-)</p>  <p>Lonnie Johnson (1978-2012)</p>
	Primary, secondary and tertiary colours Create tones Colour wheel Watercolour background washes Create mood with colour	Cut shapes Tessellating shapes and patterns Repeated patterns Limited palette	Revise clay techniques Cultural decoration Model in response to drawing Observe artefacts Coil, pinch, join, impress	Sensory vocabulary Analyse taste and appearance Follow instructions Balanced diet Join and combine ingredients Measure & weigh	Shell & frame structures Make prototypes Measure & mark to 1cm accuracy Glue gun Cut internal shapes	Internet research Software design create and print design Repeating pattern
	Drawing	Printing	Collage	Food	Textiles	Modelling
Year 4	 <p>Stephen Wiltshire (1974-)</p>  <p>Vredeman de Vries (1527-1607)</p>	 <p>Andy Warhol (1928-1987)</p>  <p>Lakwena Maciver</p>	 <p>Alice Feagan</p>  <p>Ekua Holmes (1955-)</p>	 <p>Ainsley Harriott (1957-)</p>  <p>Tom Kerridge</p>	 <p>Nancy Nicholson</p>  <p>Marion Tuu'luq (1910-2002)</p>	 <p>Bruce Foster</p>  <p>Jennie Maizels</p>
	Line, shape, tone, depth, shadow Experimental marks Sustained drawing View finders 3D work	Make own printing block 2 colour prints (overlay) Polystyrene mono printing	Explore materials Curl, pleat, scrumple, overlap Repeated images Limited colour palette	Sensory vocabulary Analyse texture and smell Balanced diet Join and combine ingredients Measure & weigh	Seam allowance Simple pattern running stitch, over sewing, backstitch Prototypes Fastening Decoration	Slots Internal shapes Levers & linkages movement Complex pop ups

	Art				Design Technology							
	Drawing		Painting		Sculpture		Food		Construction		Graphics	
Year 5	 Zaha Hadid (1950-2016)	 Sir David Adjaye (b.1966-)	 Frida Kahlo (1907-1954)	 Amrita Sher-Gil (1913-1941)	 Bernard Palissy (c.1510- c.1589)	 Magdalene Odondu (1950-)	 Sat Bains (1971-)	 Selin Kiazim	 Keith Newstead (1956-)	 Sarah Boone (1832-1904)	 Paula Scher (1948-)	 Emory Douglas (b1943)
	Select tools Simple perspective Hatching, shading Sketches View finders Observational drawing		Complementary and contrasting colours Atmosphere and light effects Develop painting from a drawing Foreground & background		Model in response to drawing & painting Plan work carefully Coil, pinch, join, impress Refine surface decoration Incise, apply, glaze		Select & prepare food Use scales Cut and shape Beat, rub in Decorate Balanced diet		Cut to 1mm Join appropriately Motor & switch Frameworks Bradawl Hand drill Glue gun		Computer generate design Plan to print Investigate ideas Model on computer Storyboard	
	Painting		Printing		Collage		Food		Textiles		Modelling	
Year 6	 Chris Ofili 1968-	 Michaela Yearwood-Dan (1994-)	 William Morris (1834-1896)	 Kehinde Wiley (b.1977)	 Hannah Hoch (1889-1978)	 Njideka Akunyili Crosby (1983-)	 Madhur Jaffrey (1933-)	 Sanjeev Kapoor	 Duro Olowu	 Zandra Rhodes (b.1940)	 David Hawcock	 Kara Walker (b1969)
	Colour match Add collage Colours to show mood Preliminary studies Variety of stimuli		Lino printing Create printing blocks 3 colour overlays Work into prints with other media		Contrast Add to other media Veiling and layering		Select & prepare food Use scales Cut and shape Beat, rub in decorate Balanced diet		3D products Pattern Seam allowance Pin & tack Blanket stitch Machine stitching		Slots Sheet materials Fixed and moving joinings Craft knives Cam mechanisms	